


Receipt and Utilization of Foreign Contribution by Voluntary Associations



Annual Report 2008-2009



Prepared by
Ministry of Home Affairs
Foreigners' Division
FCRA Wing

CONTENTS

	Foreword	i
	Executive Summary	ii
Chapter – 1	Introduction	1-3
Chapter – 2	Broad Overview of FCRA	4-8
Chapter – 3	Major activities during the year	9-11
Chapter – 4	Foreign Contribution received for various purposes	12-14
Chapter – 5	Analysis of Foreign Contribution Receipts in 2008-2009	15-18
Charts		
▪	Chart-1 : Receipt of Foreign Contribution	19
▪	Chart-2 : Amount-wise break up of reporting Associations	19
▪	Chart-3 : Top fifteen donor countries	20
▪	Chart-4 : Top fifteen donor agencies	21
▪	Chart-5 : Top fifteen recipient States/Union Territories	22
▪	Chart-6 : Top fifteen recipient Districts	23
▪	Chart-7 : Top fifteen recipient Associations	24
▪	Chart-8 : Receipt of Foreign Contribution towards top fifteen purposes	25
Annexures		
▪	Annex-1 : Top recipient Associations	26
▪	Annex-2 : State/Union Territory-wise details	27
▪	Annex-3 : Top recipient Districts	28
▪	Annex-4 : Top donor agencies	29
▪	Annex-5 : Donor country-wise details	30-32
▪	Annex-6 : Purpose-wise details of utilization of Foreign Contribution	33-34
▪	Annex-7 : Donor country purpose-wise details	35-37
▪	Annex-8 : Trends over last 10 years	38

FOREWORD

It gives me immense pleasure to present the Annual Report, 2008-2009 on the receipt and utilization of foreign contribution by associations/NGOs registered or granted prior permission under the Foreign Contribution (Regulation) Act (FCRA), 1976. This Report contains data pertaining to the recipient States/Union Territories, donor country and the purpose for which the foreign contribution has been received. An analysis has also been made of the foreign contribution received and utilized. In addition, brief information relating to the Act and the major activities during the year is also provided.

2. The general policy of the Government of India is not to encourage soliciting of foreign contribution. If, however, it is intended for bonafide welfare activities, foreign contribution can be received either by obtaining registration or prior permission from the Central Government under the Foreign Contribution (Regulation) Act, 1976.

3. The endeavor of the Foreigners Division has been to bring in transparency and accountability in the operation of the Act while focusing on a regime of good governance and client-friendly administration. The FCRA Wing is making a concerted effort towards improving the delivery of services to the stakeholders by using IT tools. Several initiatives have been taken in this regard whereby an on-line facility for filing of applications for grant of registration and prior permission under FCRA, filing of FC-3 returns on the receipt and utilization of foreign contribution as well as a provision for on-line enquiry about the status of the case is already in place. The FCRA Wing has now been tasked to undertake a comprehensive Business Process Re-engineering of its functions in order to simplify, streamline and standardize the extant decision making processes by electronic case management and workflow automation.

4. I am confident that this compilation will be useful to the Hon'ble Members of Parliament and other readers. A copy of this Report is being uploaded on this Ministry's web-site, www.mha.nic.in/fcra.htm for the benefit of various stakeholders. Suggestions/comments to improve the contents of future Annual Reports are welcome.

5. I would also like to place on record my appreciation for the hard work put in by the Foreigners Division in preparing this Report.

New Delhi,

Dated the December, 2010

(G.K. Pillai)

Home Secretary

EXECUTIVE SUMMARY

(Annual Report for 2008-09)

Introduction

Foreign Contribution is regulated under the provisions of the Foreign Contribution (Regulation) Act, 1976 and the Foreign Contribution (Regulation) Rules, 1976. This Act came into force from 5th August, 1976 to regulate and ensure that the receipt and utilization of foreign contribution by institutions, associations and other voluntary organizations as well as acceptance of foreign hospitality by individuals working in important areas of national life is in a manner consistent with India's values as a sovereign democratic republic. The primary purpose of this Act is to ensure that foreign contribution is utilized for bonafide activities without compromising on concerns for National Security.

Salient Features

Data pertaining to receipt and utilization of foreign contribution for 2008-09 has been compiled. Its salient features are as below:

- I. A total of **36414** associations have been registered under the Foreign Contribution (Regulation) Act, 1976 upto 31.3.2009. During the year 2008-09, **1611** associations were granted registration and **348** associations were granted prior permission to receive foreign contribution.
- II. **20088**, associations reported a total receipt of foreign contribution of an amount of **Rs.10,802.67 crore**. This includes Association which received Nil amount.
- III. Among the States and Union Territories, the highest receipt of foreign contribution was reported by **Delhi (Rs. 2,012.83 crore)**, followed by **Tamil Nadu (Rs 1,649.27 crore)** and **Andhra Pradesh (Rs 1,244.21 crore)**.
- IV. Among the districts, the highest receipt of foreign contribution was reported by **Chennai (Rs 755.80 crore)**, followed by **Bangalore (Rs. 702.11 crore)** and **Mumbai (Rs. 575.24 crore)**.
- V. The list of donor countries is headed by the **USA (Rs.3,433.30 crore)** followed by **UK (Rs. 1,130.68 crore)** and **Germany (Rs. 1,103.36 crore)**.
- VI. The list of foreign donors is topped by World Vision International, USA (**Rs.705.52 crore**) followed by Gospel For Asia Inc, USA (**Rs. 595.91 crore**) and Fundacion Vicente Ferrer, Barcelona, Spain (**Rs. 458.70 crore**).
- VII. Among the associations which reported receipt of foreign contribution, the highest amount of foreign contribution was received by **World Vision of India, Chennai, Tamil Nadu (Rs. 192.30 crore)**, followed by **Rural Development Trust, Ananthapur, A.P. (Rs.154.76 crore)** and **Mata Amritanandmayi Math, Pathanamthitta, Kerala (Rs. 116.39 crore)**.
- VIII. The highest amount of foreign contribution was received and utilized for Establishment Expenses (**Rs 5,022.21 crore**), followed by Rural Development (**Rs 2,834.66 crore**), Welfare of Children (**Rs2,303.60 crore**), Construction and Maintenance of school/college (**Rs 2,031.08 crore**) and Relief/Rehabilitation of victims of natural calamities (**Rs 1,344.95 crore**).

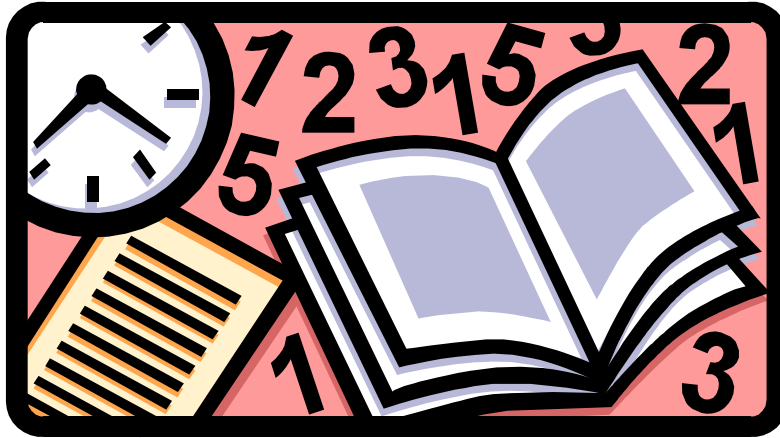
-CHAPTER- 1



INTRODUCTION

CHAPTER - 1

INTRODUCTION



Receipt and utilization of foreign contribution by associations (NGOs) and acceptance of foreign hospitality by individuals working in important areas of national life is regulated under the provisions of the Foreign Contribution (Regulation) Act, 1976 and Foreign Contribution (Regulation) Rules, 1976. The purpose of this Act, which came into force from 5th August, 1976, is to ensure that receipt and utilization of foreign contribution by associations and other voluntary organizations as well as acceptance of foreign hospitality by individuals working in the important areas of national life (like judges, public servants, office bearers of political parties, members of legislature, etc.) is in a manner consistent with India's values as a sovereign democratic republic. The Act has put into place a system of screening to ensure that the associations or office bearers thereof do not divert the foreign contribution towards activities detrimental to national interest.


1.2 An association with a definite cultural, economic, educational, religious or social programme, can accept foreign contribution either by obtaining registration or prior permission from the Central Government under the Foreign Contribution (Regulation) Act. Such associations are required to submit annual accounts (duly audited) in the prescribed FC-3 form to the Central Government within nine months of the closure of the financial year i.e. by the 31st December of the subsequent financial year.

1.3 FCRA Wing of the Foreigners' Division, MHA brings out an Annual Report on the receipt and utilization of foreign contribution by associations. The Annual Report is prepared on the basis of the Annual FC-3 returns furnished by the associations under section 6(1) of FC(R) Act, 1976 read with Rule 4 (1) (a) of FC(R) Rules, 1976, for carrying out different activities and programmes as per their respective charters. The report also contains State/UT-wise, purpose-wise and donor/country-wise analysis of receipt and utilization of foreign contribution. Since the data in the Annual Report is based on the annual accounts submitted by Associations, which are audited and verified by the Chartered Accountants, the figures are accepted for inclusion in the report. Therefore, the figures included in this report are a compilation and analysis of data furnished by various associations and does not represent any primary data generated by the Ministry of Home Affairs.

1.4 The figures in this Report are based on the Annual Accounts submitted by 20,088 out of 36,414 Associations for the year 2008-2009, which were registered under FCRA upto 31.3.2009, and 348 Associations which were granted prior permission during the year. Therefore, the Report may not reflect the complete picture of foreign contribution received in the country during the year but provides information about the foreign contribution received by Associations, which have reported the receipt and utilization of foreign contribution.

1.5 Though, the number of Associations reporting receipt and utilization of foreign contribution is increasing; yet, it is a matter of concern that a large number of registered associations still do not submit their statutory annual returns mandated by the law. This deficiency is being suitably addressed, to ensure that all registered Associations discharge their mandated obligation by submitting their statutory annual returns, on time.

CHAPTER - 2



BROAD OVERVIEW OF FCRA

CHAPTER – 2

BROAD OVERVIEW OF FCRA

The Foreign Contribution (Regulation) Act, 1976 consists of a framework for regulating and controlling the acceptance and utilization of foreign contribution and foreign hospitality. The salient features of the Act are described below:

2.2 Foreign Contribution

The Act regulates receipt of foreign contribution by following four broad categories of associations/individuals:

(i) Category I (Section 4):

Section 4 of the Act prohibits receipt of foreign contribution by the following categories of persons:

- (a) candidates for election,
- (b) correspondents, columnists, cartoonists, editors, owners, printers or publishers of the registered newspapers,
- (c) Judges, Government servants or employees of any Corporation,
- (d) members of any legislature,
- (e) Political parties or office-bearers thereof.

(ii) Category II (Section 5) :

Section 5 of the Act provides that no organization of a political nature, not being a political party, shall accept any foreign contribution without the prior permission of the Central Government. A detailed guideline is in place to decide an Association as an organization of political nature, not being a political party.

(iii) Category III [Section 6(1) and Section 6 (1A)] :

Section 6 of the Act provides that no association having a definite cultural, economic, educational, religious or social programme can receive foreign contribution without seeking registration or prior permission from the Central Government.

Any association which has a definite programme for carrying out specific activities, which may fall in the five generic categories as mentioned above, may seek registration or prior permission for receipt of foreign contribution. After grant of registration or prior permission under the Act, the association is permitted to receive foreign contribution only through one of the branches of the Bank as specified in the application and is required to intimate the Central Government of the amount of each foreign contribution received by it, the sources from which and the manner in which such foreign contribution was received and the purposes for which such foreign contribution was utilized by it.

(iv) Category IV (Section 10):

Section 10 of the Act empowers the Central Government to prohibit any individual or association not specified in Section 4 from accepting any foreign contribution, or requires any association specified in Section 6 to receive the foreign contribution only after obtaining prior permission of the Central Government. Such prohibition or requirement for prior permission is made only after the Central Government is satisfied that the receipt of foreign contribution by such association or person or class of persons, as the case may be, is likely to prejudicially affect:

- (i) the sovereignty and integrity of the nation; or
- (ii) the public interest; or
- (iii) freedom or fairness of election to any legislature; or
- (iv) friendly relation with any foreign nation; or
- (v) harmony between religious, racial, linguistic or regional groups, castes or communities.

2.3 Foreign Hospitality

‘Foreign hospitality’ as defined in the Act means any offer, not being a purely casual one, made by a foreign source for providing a person with the cost of travel to any foreign country or territory or with free boarding, lodging, transport or medical treatment.

The Act regulates acceptance of foreign hospitality by certain individuals, which includes members of a legislature, office-bearers of a political party, judges, government servants or employees of any Corporation, while visiting any country or territory outside India. Such individuals can receive foreign hospitality only with the prior permission of the Central Government. Prior permission is not required when such individuals are to receive any emergent medical aid on account of a sudden illness contracted during foreign visit, but they are mandated to intimate the Central Government within one month from the date of receipt of such hospitality. The intimation shall include the source from which and the manner in which such hospitality was availed by the recipient.

2.4 Monitoring of Receipt and Utilization of Foreign Contribution

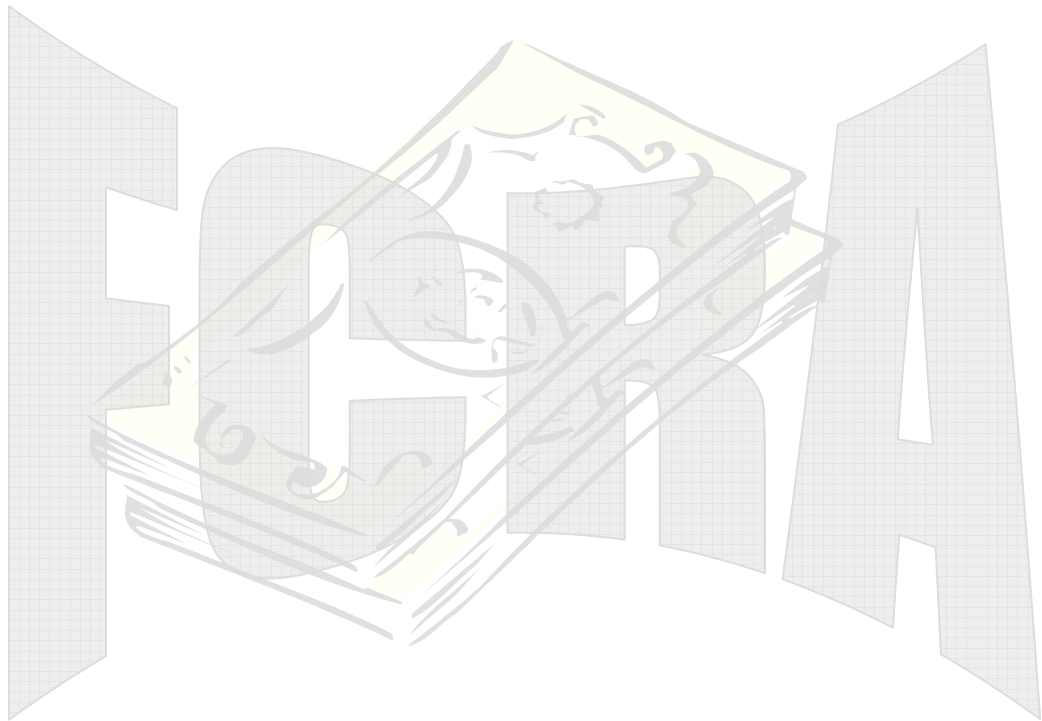
One of the purposes of the Foreign Contribution (Regulation) Act, 1976 is to ensure that the foreign contribution that is received by an association for a specific purpose is not misused or diverted for any activity detrimental to the national interest. The associations registered under FCRA and those granted prior permission, are required to submit audited FC-3 returns to MHA within 9 months of the closure of the financial year. The information includes details of receipt and utilization of foreign contribution along with corresponding Balance Sheets and Receipts & Payments Account duly audited by a Chartered Accountant. A certificate from a Chartered Accountant that the accounts of the association have been maintained as prescribed by the Foreign Contribution (Regulation) Act, 1976, is mandatory.

A Monitoring Unit in the FCRA Wing has been designated to monitor the receipt and utilization of foreign contribution. This is done through a scrutiny of the audited annual returns in the prescribed FC-3 forms filed by the associations and field inspections of the books of accounts and records of the associations.

The scrutiny of accounts is done in respect of some randomly selected associations and such associations which are reported upon adversely by the field agencies.

A detailed inspection of books of accounts and records of the association under Section 14 is conducted in those cases where *prima facie* violation of the provisions of FC(R) Act, 1976 is established. These inspections have twin objectives – one, to educate the associations in respect of *bonafide* errors and two, to detect and prosecute wilful violators. The main emphasis of the inspection is to ensure that the foreign contribution is utilized judiciously and in conformity with the declared aims and objectives of the association.

CHAPTER - 3



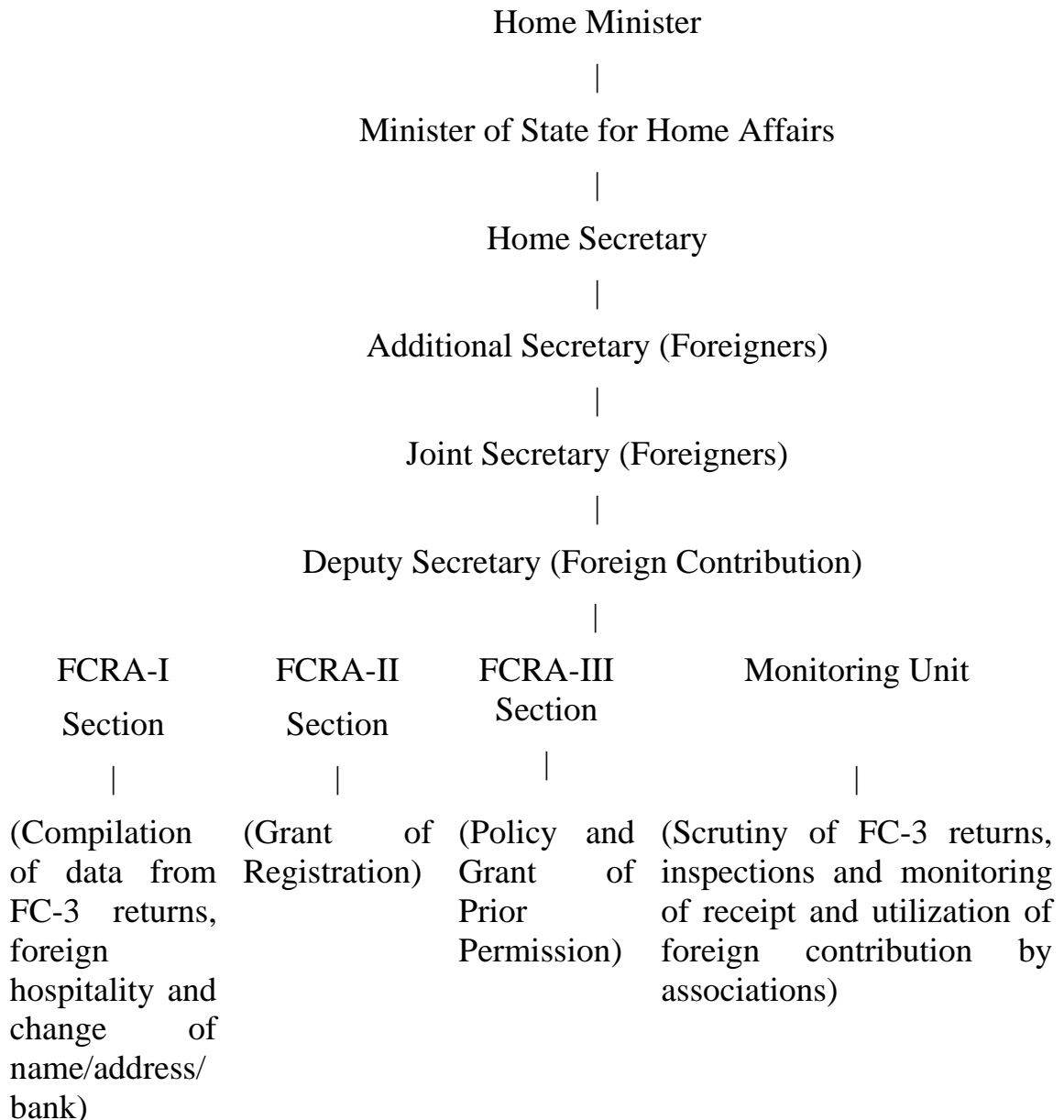
☞ MAJOR ACTIVITIES DURING
THE YEAR

CHAPTER – 3

MAJOR ACTIVITIES DURING THE YEAR

Organizational structure of FCRA Wing

The FCRA Wing is a part of the Foreigners Division in the Ministry of Home Affairs. The Joint Secretary (Foreigners) is the Head of the Division and he reports to Additional Secretary (Foreigners). The organizational structure of the FCRA Wing within the overall administrative hierarchy of Ministry of Home Affairs is given below:



During the year 2008-09 the following major activities were performed:

- I. **1611** associations were granted registration to receive foreign contribution under the F C (R) Act, 1976.
- II. **348** associations were granted prior permission to receive foreign contribution under the F C (R) Act, 1976.
- III. **2,344** individuals were granted permission to avail foreign hospitality and **1548** Associations were granted permission to change their Name/Address/Bank/Bank Account under the F C (R) Act, 1976.
- IV Annual accounts and FC-3 returns of **712** associations were scrutinized and **34** associations were inspected u/s 14 of FCRA by the officers of the Ministry of Home Affairs for verification of the books of accounts & records of the associations.

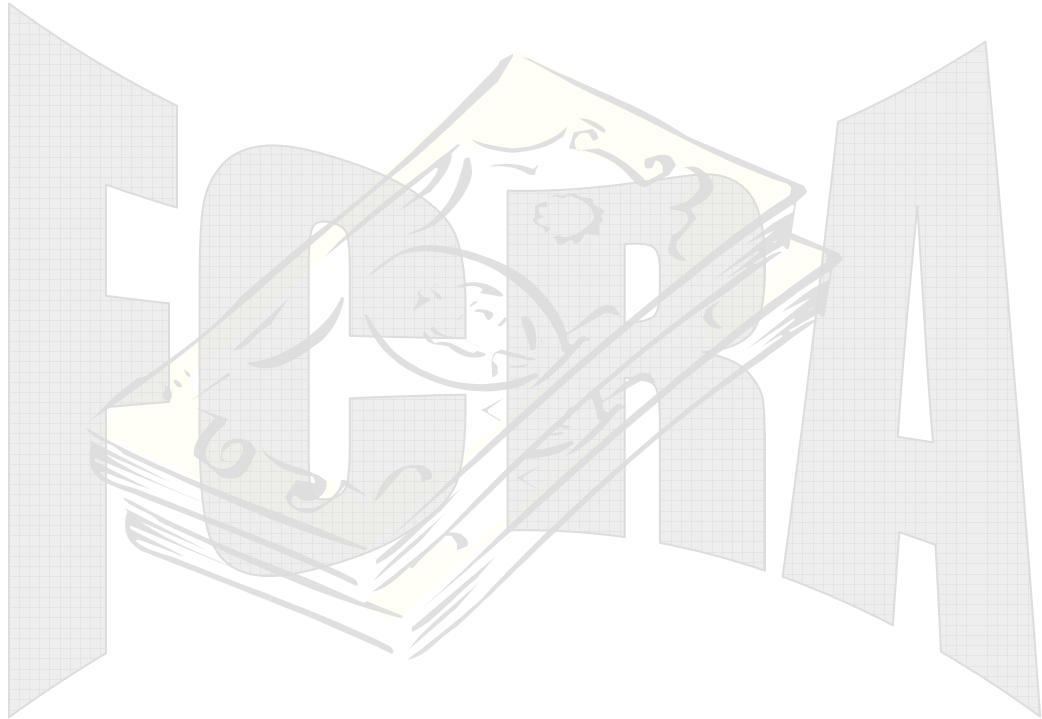
3.2 FCRA on-line

FCRA online services were introduced on **29.09.2006** to put in place a user-friendly system and bring in more transparency, accountability, and effectiveness in the functioning of FCRA Wing. This facility initially had the provision for online submission of applications for grant of registration and filing of annual FC-3 returns relating to receipt and utilization of foreign contribution. On **12.11.2007**, the on-line facility was extended for filing applications seeking prior permission.

Presently, the following facilities are available on FCRA On-line to facilitate the clients :

- i) On-line filing of the applications for registration
- ii) On-line filing of the applications for prior permission
- iii) On-line filing of the statutory annual FC-3 returns relating to receipt and utilization of foreign contribution
- iv) On-line status enquiry
- v) Uploading of approval letters communicating registration/prior permission

CHAPTER - 4



☞ FOREIGN CONTRIBUTION
RECEIVED FOR VARIOUS
PURPOSES

CHAPTER – 4

FOREIGN CONTRIBUTION RECEIVED FOR VARIOUS PURPOSES

Foreign contribution is received for various purposes by the recipient associations. For the purpose of classification and tabulation of foreign funding, 56 different purposes have been prescribed under the FC(R) Rules, 1976. The table given below depicts in descending order, 15 major purposes for which foreign contribution was received and utilized by associations during 2008-09:

RECEIPT OF FOREIGN CONTRIBUTION TOWARDS MAJOR FIFTEEN PURPOSES DURING THE YEAR 2008-09	
PURPOSES	Foreign Contribution (Rs. in crore)
Establishment Expenses	5022.21
Rural Development	2834.66
Welfare of Children	2303.60
Construction and maintenance of school/college	2031.08
Relief/Rehabilitation of victims of natural calamities	1344.95
Grant of stipend/ scholarship/ assistance in cash and kind to poor/deserving children	1178.81
Awareness about AIDS/ Treatment and rehabilitation of persons affected by AIDS	1049.39
Welfare of the orphans.	1014.53
Construction/Running of hospital/dispensary/clinic	938.72
Research	909.45
Maintenance of priests/ preachers/other religious functionaries.	836.91
Construction/ Running of hostel for poor students.	736.95
Religious school/education of priests and preachers.	693.11
Awareness Camp/Seminar/Workshop/Meeting/Conference.	680.87
Non-formal education projects/coaching classes.	640.88

Purpose-wise analysis

4.2 Among the definite purposes for which foreign contribution was received and utilized, the highest amount of foreign contribution was utilised for Establishment Expenses (Rs.5,022.21 crore) followed by Rural Development (Rs 2,834.66 crore), Welfare of Children (Rs. 2,303.60) Construction and maintenance of school/college (Rs 2,031.08 crore) and Relief/Rehabilitation of victims of natural calamities (Rs 1,344.95 crore),

The purpose-wise details of utilization of foreign contribution are shown in **Annex – 6**. The details of the amount of foreign contribution received and utilized from the various donor countries for different purposes are shown in **Annex – 7**.

4.3 These figures have been captured from the amounts indicated under various standard heads of utilization prescribed in the FC-3 returns. The returns have not been received from nearly 16,326 organizations for which appropriate action would be taken for non-compliance of their statutory obligations. Further, some associations, which have reported receipt and utilization of foreign contribution, have not classified utilization appropriately under the respective standard heads and, therefore, such amount has been shown under the miscellaneous head. Thus, these figures may not accurately reflect the utilization of foreign contribution under the specific standard heads; however, they do represent a statistical trend.

CHAPTER - 5

FCRA

➔ ANALYSIS OF FOREIGN
CONTRIBUTION RECEIPTS
IN 2008-09

CHAPTER -5

ANALYSIS OF FOREIGN CONTRIBUTION RECEIPTS IN 2008-09

During the year 2008-09, **20,088** associations reported receipt of foreign contribution amounting to Rs. 10,802.67 crore. Among the associations, which have reported receipt of foreign contribution, the World Vision of India, Chennai, Tamil Nadu received the highest amount of foreign contribution (Rs.192.30 crore), followed by the Rural Development Trust, Ananthapur, A.P. (Rs. 154.76 crore), the Mata Amritanandmayi Math, Pathanamthitta, Kerala (Rs. 116.39 crore), the Jagadguru Kripalu Parishat (Shyama Shyam Dham), Delhi (Rs. 108.72 crore) the Believers Church India, Pathanamthitta, Kerala (Rs. 100.27 crore)

During the year, 133 associations received foreign contribution in excess of Rs. 10 crore, 204 associations between Rs. 5 and Rs. 10 crore, 1590 associations between Rs. 1 crore and Rs. 5 crore, and 10,482 below Rs. 1 crore. Out of 20,088 associations, 7,679 have reported Nil receipt of foreign contribution. The receipt of foreign contribution by 25 major recipient associations is given in **Annex – 1**.

5.2 An analysis of foreign contribution received in various States/Union Territories indicates that Delhi reported the highest receipt of foreign contribution (Rs. 2,012.82 crore) followed by Tamil Nadu (Rs. 1,649.27 crore), Andhra Pradesh (Rs. 1,244.20 crore), Karnataka (Rs. 1,008.96 crore) and Kerala (Rs. 990.75 crore). The State / Union Territory wise details on receipt of foreign contribution, are shown in **Annex – 2**.

Details of the number of associations which reported receipt of foreign contribution and the amount of foreign contribution received by them during the year in the following 15 major recipient States/Union Territories are as under:

State/Union Territory	Number of Associations	Amount received (Rs. in crore)
Delhi	1295	2012.82
Tamil Nadu	3123	1649.27
Andhra Pradesh	2250	1244.20
Karnataka	1487	1008.96
Kerala	1602	990.75

Maharashtra	1634	953.36
West Bengal	1780	597.52
Gujarat	958	464.31
Orissa	1118	228.11
Uttar Pradesh	1052	225.48
Bihar	764	160.82
Madhya Pradesh	416	160.43
Jharkhand	435	153.70
Rajasthan	367	137.87
Himachal Pradesh	103	128.55

5.3 The amount of foreign contribution received by various associations in the predominantly tribal States and Union Territories during the year is shown below :

State/Union Territory	Amount (Rs. in crore)
Orissa	228.11
Madhya pradesh	160.43
Jharkhand	153.70
Meghalaya	52.30
Nagaland	30.57
Arunachal Pradesh	12.07
Mizoram	6.47
Dadra & Nagar Haveli	2.51
Lakshadweep	0.00

5.4. An analysis of the data indicates the following five major recipient Districts in the country:

- | | | |
|-------|-------------------------|--------------------|
| (i) | Chennai | (Rs. 755.80 crore) |
| (ii) | Bangalore | (Rs. 702.11 crore) |
| (iii) | Mumbai | (Rs. 575.24 crore) |
| (iv) | Pathanamthitta(Quillon) | (Rs. 376.83 crore) |
| (v) | Kolkata | (Rs. 371.21 crore) |

The details in respect of the top 25 recipient districts in the country are shown at **Annex-3**.

Details in respect of foreign donors and foreign donor countries

5.5 The list of foreign donors is headed by the World Vision International, USA (Rs. 705.52 crore) followed by the Gospel for Asia Inc., USA (Rs. 595.91 crore), the Fundacion Vincente Ferrer, Barcelona, Spain (Rs. 458.70 crore), the Compassion International, USA (Rs. 347.43 crore) and the Fundacion Vincente Ferrer, Spain (Rs. 240.67 crore). The details in respect of the top 25 foreign donors are shown in **Annex – 4**.

The five major donor countries are USA (Rs. 3,433.30 crore), UK (Rs. 1,130.68 crore), Germany (Rs. 1,103.36 crore), Italy (Rs. 547.19 crore) and the Netherlands (Rs. 512.82 crore). The donor country-wise details are shown in **Annex – 5**.

Analysis of the Last Three Years' Data

5.6 From the analysis of the data for the last three years i.e. from 2006-07 to 2008-09, it emerges that:

- a) The United States of America has been the top donor country.
- b) The World Vision International, USA has contributed the maximum amount of foreign contribution as a donor organization.
- c) The State of Delhi has received the highest amount of foreign contribution.
- d) Among the Districts, Chennai has received the highest amount of foreign contribution.
- e) Among the recipient associations, the World Vision of India, Chennai received the highest amount of foreign contribution.
- f) The highest amount of foreign contribution was utilized for Establishment expenses.

A comparative analysis of receipt and utilization of foreign contribution is illustrated in Charts 1 to 8.

Chart -1

RECEIPT OF FOREIGN CONTRIBUTION		
Year	Amount (Rs. In Crore)	% Increase over previous year
2001-02	4871.90	7.42
2002-03	5046.50	3.58
2003-04	5105.50	1.17
2004-05	6256.68	22.55
2005-06	7877.57	25.91
2006-07	11007.43	39.73
2007-08	9663.46	(-) 14.76
2008-09	10802.67	11.79

Chart -2

AMOUNT-WISE BREAK-UP OF REPORTING ASSOCIATIONS				
Year	Below Rs 1 crore	Between Rs 1-5 crore	Between Rs 5-10 crore	Above Rs 10 crore
2001-02	14761	721	77	59
2002-03	15650	798	76	66
2003-04	16187	818	83	57
2004-05	17373	985	112	70
2005-06	17258	1070	143	99
2006-07	17343	1341	170	142
2007-08	17101	1399	167	129
2008-09	18161	1590	204	133

Chart-3

TOP FIFTEEN DONOR COUNTRIES					
Foreign Contribution (Rs. in crore)					
<u>Country</u>	<u>2008-09</u>	<u>Country</u>	<u>2007-08</u>	<u>Country</u>	<u>2006-07</u>
USA	3433.30	USA	2928.03	USA	2949.35
UK	1130.68	UK	1268.59	UK	1427.50
Germany	1103.36	Germany	971.02	Germany	1033.04
Italy	547.19	Italy	514.89	Switzerland	605.88
Netherlands	512.82	Netherlands	414.12	Italy	487.97
Spain	436.83	Spain	400.91	Spain	464.65
Switzerland	370.00	Switzerland	363.71	Netherlands	448.43
Canada	303.27	Canada	275.61	Grenada	332.90
France	193.39	France	195.94	Belgium	240.67
UAE	145.78	Australia	137.73	Canada	230.37
Australia	130.05	Belgium	99.57	France	209.75
Belgium	124.17	Austria	99.29	Japan	151.86
Austria	106.23	Sweden	88.62	Australia	115.43
Sweden	102.97	UAE	78.84	UAE	85.90
Ireland	69.36	Ireland	77.10	Austria	82.09

Chart-4

TOP FIFTEEN DONOR AGENCIES			
Foreign contribution (Rs. in crore)			
Donor's Name & Country	2008-09	Donor's Name & Country	2007-08
World Vision International, USA	705.52	World Vision International, USA	578.49
Gospel For Asia Inc. , USA	595.91	Gospel For Asia Inc. , USA	365.37
Fundacion Vicente Ferrer, Barcelona, Spain	458.70	Fundacion Vicente Ferrer, Barcelona, Spain	248.28
Shyam Shyam Dham Samiti, India	358.92	Brahmanand Saraswati Trust, UK	208.57
Compassion International, USA	347.43	Action Aid International, UK	184.15
Fundacion Vicente Ferrer, Spain	240.67	Fundacion Vicente Ferrer, Spain	158.09
Action Aid International, UK	227.55	Plan International, USA	152.38
BAPS Inc., USA	198.51	Oxfam India Trust, UK	133.17
Christian Children Fund, USA	197.27	Dr. Vikram Pandit, USA	132.77
Plan International, USA	190.91	CCF, USA	127.34
Om Foundation, USA	187.81	Compassion International, USA	120.84
Ahmadiyya Muslim Association, UK	178.48	Save the Children, UK	113.82
Mata Amritanandmai Centre, USA	176.09	Christian Aid, UK	109.00
The global Fund to Fight Aids Tuberculosis and Malaria, Switzerland	165.57	EED-Evangelischer Entwicklungsdienst e.v. Germany	105.17
Oxfam India Trust, UK	162.61	The global Fund to Fight Aids Tuberculosis and Malaria, Switzerland	102.84

TOP FIFTEEN RECIPIENT STATES / UNION TERRITORIES			
Foreign Contribution (Rs. in crore)			
STATE/UT	2008-09	STATE/UT	2007-08
Delhi	2012.82	Delhi	1716.57
Tamil Nadu	1649.27	Tamil Nadu	1670.93
Andhra Pradesh	1244.20	Andhra Pradesh	1167.21
Karnataka	1008.96	Karnataka	890.47
Kerala	990.75	Maharashtra	885.17
Maharashtra	953.36	Kerala	800.81
West Bengal	597.53	West Bengal	540.91
Gujarat	464.31	Gujarat	378.37
Orissa	228.11	Uttar Pradesh	201.53
Uttar Pradesh	225.48	Orissa	177.05
Bihar	160.82	Madhya Pradesh	138.46
Madhya Pradesh	160.43	Bihar	134.48
Jharkhand	153.70	Jharkhand	127.52
Rajasthan	137.87	Rajasthan	121.99
Himachal Pradesh	128.55	Himachal Pradesh	120.41

TOP FIFTEEN RECIPIENT DISTRICTS			
Foreign Contribution (Rs. in crore)			
DISTRICT	2008-09	DISTRICT	2007-08
Chennai (Madras)	755.80	Chennai (Madras)	731.22
Bangalore	702.11	Bangalore	669.76
Mumbai	575.24	Mumbai	469.90
Pathanmthitta (Quilon)	376.83	Kolkata	351.97
Kolkata	371.21	Hydrabad/Secunderabad	291.23
Ananthapur	309.09	Ananthapur	277.64
Hydrabad/Secunderabad	301.40	Pathanmthitta	249.62
Ahmedabad	236.45	Ernakulam	207.06
Ernakulam	208.67	Ahmedabad	206.91
Madurai	181.32	Madurai	187.34
Pune	177.62	Pune	172.89
Krishna	138.42	Krishna	133.59
Kangra/Dharamshala	115.59	Chengalpattu/MGR/ Kancheepuram	121.75
Chengalpattu/MGR/ Kancheepuram	100.52	Kangra/Dharamshala	103.88
Kottayam	97.53	Tiruchirapali	93.67

TOP FIFTEEN RECIPIENT ASSOCIATIONS			
Foreign Contribution (Rs. in crore)			
Associations	2008-09	Associations	2007-08
World Vision of India, Tamil Nadu	192.30	World Vision of India, Tamil Nadu	211.62
Rural Development Trust, A.P.	154.76	Rural Development Trust, A.P.	124.79
Mata Amritanandmayi Math, Kerala	116.39	Believers Church India, Kerala	101.68
Jagadguru Kripalu Parishat (Shyama Shyam Dham), Delhi	108.72	Action Aid, Karnataka	91.95
Believers Church India	100.27	Caritas India, Delhi	89.56
SOS Childrens Village of India, Delhi	83.08	Gospel For Asia, Kerala	86.20
Womens Development Trust, Andhra Pradesh	81.57	Women Development Trust, Andhra Pradesh	79.82
Bochasanwasi Akshar Purushottam Swaminarayan Sanstha, Gujarat	77.59	Plan International Inc., Delhi	74.06
Action Aid, Karnataka	76.84	Shri Gajanam Maharaj Sansthan, Maharashtra	70.31
Caruna Bal Vikas, Tamil Nadu	73.87	Oxfam India Trust, Delhi	67.00
Pratham – Mumbai Education Initiative, Maharashtra	66.71	Mata Amritanandmayi Math, Kerala	64.71
Plan International Inc., Delhi	66.29	Caruna Bal Vikas , Tamil Nadu	60.38
Christian Children Fund Inc, Karnataka	61.79	Bochasanwasi Akshar Purushottam Swaminarayan Sanstha, Gujarat	60.14
Church's Auxiliary For Social Action, Delhi	61.20	Christian Children Fund Inc, Karnataka	58.55
Sri Sri Jagadguru Shankaracharya, Karnataka	59.90	Pratham – Mumbai Education Initiative, Maharashtra	58.34

Chart-8

RECEIPT AND UTILIZATION OF FOREIGN CONTRIBUTION TOWARDS TOP FIFTEEN PURPOSES			
Foreign Contribution (Rs. in crore)			
PURPOSE	2008-09	PURPOSE	2007-08
Establishment Expenses	5022.21	Establishment Expenses	3421.95
Rural Development	2834.66	Rural Development	1781.38
Welfare of Children	2303.60	Relief/Rehabilitation of victims of natural calamities	1689.08
Construction and maintenance of school/college	2031.08	Welfare of Children	1333.40
Relief/Rehabilitation of victims of natural calamities	1344.95	Construction and maintenance of school/college	1286.47
Grant of stipend /scholarship/ assistance in cash and kind to poor/deserving children	1178.81	Grant of stipend /scholarship/ assistance in cash and kind to poor/deserving children	719.02
Awareness about AIDS/ Treatment and rehabilitation of persons affected by AIDS	1049.39	Awareness about AIDS/ Treatment and rehabilitation of persons affected by AIDS	708.41
Welfare of the orphans	1014.53	Construction Running of hospital/dispensary/ clinic.	655.98
Construction Running of hospital/dispensary/ clinic.	938.72	Construction/Running of hostel for poor students.	608.03
Research	909.45	Welfare of the orphans	593.31
Maintenance of priests/ preachers/other religious functionaries.	836.91	Research	555.20
Construction/Running of hostel for poor students.	736.95	Construction/Repair/Maintenance of places of worship	487.45
Religious school/education of priests and preachers.	693.11	Religious school/education of priests and preachers.	427.54
Awareness Camp/Seminar/ Workshop/Meeting/Conference.	680.87	Maintenance of priests/ preachers/other religious functionaries.	409.85
Non-formal education projects/ coaching classes.	640.88	Treatment/Rehabilitation of persons suffering from leprosy	406.11

Top Recipient Associations

Name of the Association	Amount (Rs. in Crore)
World Vision of India, Tamil Nadu	192.30
Rural Development Trust, A.P.	154.76
Mata Amritanandmayi Math, Kerala	116.39
Jagadguru Kripalu Parishat (Shyama Shyam Dham), Delhi	108.72
Believers Church India, Kerala	100.27
SOS Childrens Village of India, Delhi	83.08
Women Development Trust, Andhra Pradesh	81.57
Bohasanwasi Akshar Purushottam Swaminarayan Sanstha, Gujarat	77.59
Action Aid, Karnataka	76.84
Caruna Bal Vikas , Tamil Nadu	73.87
Pratham – Mumbai Education Initiative, Maharashtra	66.71
Plan International Inc., Delhi	66.29
Christian Children Fund Inc, Karnataka	61.79
Church’s Auxiliary For Social Action, Delhi	61.20
Sri Sri Jagadguru Shankaracharya, Karnataka	59.90
Caritas India, Delhi	58.87
Sri Sathya Sai Central Trust, Andhra Pradesh	56.94
Last Hour Ministry, Kerala	56.19
The Leprosy Mission Trust India, Delhi	53.98
Oxfam India Trust, Delhi	53.52
Gospel For Asia, Kerala	52.83
Services Association of Sda Pvt. Ltd. , Tamil Nadu	50.18
Aga Khan Foundation, Delhi	49.48
Population Services International, Delhi	48.80
Karnataka health Promotion Trust, Karnataka	48.48

State /Union Territory-wise details of Reporting Association

State/ Union Territory	Number of Associations	Amount received (Rs. in crore)
Delhi	1295	2012.82
Tamil Nadu	3123	1649.27
Andhra Pradesh	2250	1244.20
Karnataka	1487	1008.96
Kerala	1602	990.75
Maharashtra	1634	953.36
West Bengal	1780	597.53
Gujarat	958	464.31
Orissa	1118	228.11
Uttar Pradesh	1052	225.48
Bihar	764	160.82
Madhya Pradesh	416	160.43
Jharkhand	435	153.70
Rajasthan	367	137.87
Himachal Pradesh	103	128.55
Punjab	98	120.42
Uttarakhand	243	106.01
Assam	234	83.07
Chhattisgarh	208	74.28
Meghalaya	115	52.30
Manipur	255	47.53
Ponidicherry	72	34.50
Nagaland	82	30.57
Haryana	100	30.15
Goa	92	28.67
Jammu & Kashmir	69	24.22
Arunachal Pradesh	18	12.07
Andaman & Nicobar Islands	11	11.79
Chandigarh	33	9.23
Tripura	21	7.41
Mizoram	28	6.47
Sikkim	10	5.28
Dadra & Nagar Haveli	14	2.51
Daman and Diu	1	0.00
Total	20088	10802.67

Top Recipient Districts

District	No.of Associations	State	Amount (Rs. in crore)
Chennai (Madras)	713	Tamil Nadu	755.80
Bangalore	773	Karnataka	702.11
Mumbai	675	Maharashtra	575.24
Pathanmthitta (Quillon)	139	Kerala	376.83
Kolkata	515	West Bengal	371.21
Ananthapur	102	Andhra Pradesh	309.09
Hydrabad/Secunderabad	349	Andhra Pradesh	301.40
Ahmedabad	239	Gujarat	236.45
Ernakulam	323	Kerala	208.67
Madurai	318	Tamil Nadu	181.32
Pune	254	Maharashtra	177.62
Krishna	166	Andhra Pradesh	138.42
Kangra/Dharamshala	44	Himachal Pradesh	115.59
Chengalpattu/MGR/ Kancheepuram	194	Tamil Nadu	100.52
Kottayam	222	Kerala	97.53
Tiruchirapali	249	Tamil Nadu	93.05
24 Parganas-(S and N)	506	West Bengal	89.09
Thiruvananthapuram	173	Kerala	83.75
Dehradun	107	Uttarakhand	74.98
Coimbatore	185	Tamil Nadu	72.14
Ranga Reddy	95	Andhra Pradesh	69.75
Kozhikode(Calicut)	112	Kerala	69.45
Guntur	186	Andhra Pradesh	68.11
Dindigul (Anna)	245	Tamil Nadu	67.20
Tirunelveli(Kattabomman)	182	Tamil Nadu	66.02

Top Donor Agencies

Donor	Country	Amount (Rs. in crore)
World Vision International	United States of America	705.52
Gospel For Asia Inc.	United States of America	595.91
Fundacion Vicente Ferrer, Barcelona	Spain	458.70
Shyam Shyam Dham Samiti	India	358.92
Compassion International	United States of America	347.43
Fundacion Vicente Ferrer	Spain	240.67
Action Aid International	United Kingdom	227.55
BAPS Inc.	United States of America	198.51
Christian Children Fund	United States of America	197.27
Plan International	United States of America	190.91
Om Foundation	United States of America	187.81
Ahmadiyya Muslim Association	United Kingdom	178.48
Mata Amritanandmai Centre	United States of America	176.09
The global Fund to Fight Aids Tuberculosis and Malaria	Switzerland	165.57
Oxfam India Trust	United Kingdom	162.61
Bill & Mellinda Gates Foundation	United States of America	156.26
Population Service International	United States America	149.03
Foundation Aga Khan	Switzerland	147.56
Hermann Gmeiner Fonds Deutschland	Germany	143.20
Gospel for Asia	United States of America	138.56
General Conference of Seventh Day Adventists	United States of America	137.22
SOS Kinderdorf International	Austria	135.05
The Leprosy Mission Internal	United Kingdom	132.10
EED-Evangelischer Entwicklungsdienst e.v.	Germany	130.30
Maharishi Global Country of World	United States of America	108.63

Donor country-wise details

Country	Amount of foreign contribution (Rs.'000)	Country	Amount of foreign contribution (Rs.'000)
United States of America	34332966	Senegal	5397
United Kingdom	11306810	Fiji	4933
Germany	11033610	Mexico	4674
Italy	5471941	Vietnam	4626
Netherlands	5128186	Zambia	4234
Spain	4368294	Bangladesh	3809
Switzerland	3700021	Bhutan	3453
Canada	3032688	Belarus	3382
France	1933906	Iran	3366
United Arab Emirates	1457766	Ecuador	3266
Australia	1300521	Bosnia	3130
Belgium	1241690	Zimbabwe	2676
Austria	1062337	Tunisia	2538
Sweden	1029698	Mozambique	2485
Ireland	693569	Mongolia	2294
Singapore	683349	Lebanon	2274
Japan	606683	Ethiopia	2207
Others	535731	Cuba	2155
Hong Kong	524532	Panama	2119
Norway	506364	Comoros	2101
Denmark	501888	Bulgaria	1951
Kuwait	412379	Netherlands Antilles	1903
New Zealand	309546	Egypt	1855
Finland	278129	Lithuania	1756
Luxembourg	233059	Mauritania	1466
Philippines	221264	Cambodia	1454
Czech Republic	193275	Namibia	1419

Malaysia	188701	Iraq	1261
Qatar	156302	Venezuela	1258
Taiwan	144406	Kazakhstan	1248
Nepal	128828	Columbia	1233
Oman	104054	Barbados	1131
Saudi Arabia	103787	Jordan	869
Kenya	100667	Maldives	821
Thailand	99023	North Korea	818
South Africa	84624	Latvia	789
South Korea	81057	Estonia	760
Swaziland	72027	Cayman Islands	756
Liechtenstein	63677	Morocco	700
Bahrain	57139	Paraguay	676
Iceland	55776	Gambia	642
Indonesia	53884	Seychelles	597
Vatican City	51116	Malawi	566
Cyprus	50563	Vanuatu	523
Malta	49224	Uruguay	501
Portugal	45621	Ukraine	448
Afghanistan	45364	Togo	406
Poland	40860	Sierra Leone	389
Trinidad and Tobago	39713	Libya	369
Greece	39364	Bolivia	367
Mauritius	39028	Macau	363
Sri Lanka	38589	Guatemala	338
Botswana	30548	Belize	321
Uganda	28642	Myanmar	301
Suriname	28315	Guinea	289
China	26276	Brunei	286
Reunion Island	24099	Uzbekistan	230
Romania	21934	El Salvador	214
Monaco	18841	Papua New Guinea	208
Slovakia	18724	Djibouti	204
Brazil	17631	Peru	204

Russia	16402	Tajikistan	201
Malagasy (Madagascar)	16283	Kyrgyzstan	187
Yemen	14661	Grenada	167
Ghana	13299	Sudan	100
Bahamas	11871	Costa Rica	89
Nigeria	11519	Mongolia (Peoples Rep)	42
Jamaica	10794	Dominica	40
Slovenia	10285	Herzegovina	27
Tanzania	8743	Ivory Coast	12
Argentina	8701	Syria	10
Hungary	7609	St. Vincent and the Grenadines	10
Chile	6972	St. Lucia	07
Turkey	6837	Burkina Faso	06
Pakistan	6275	Congo	04
Israel	6099	Gabon	03
Croatia	6016	Liberia	02
		New Caledonia	02
Total			94508890

Purpose-wise details of utilization of Foreign Contribution

<i>Purpose</i>	<i>Amount (Rs. in Crore)</i>
Establishment Expenses	5022.21
Rural Development	2834.66
Welfare of Children	2303.60
Construction and maintenance of school/college	2031.08
Relief/Rehabilitation of victims of natural calamities	1344.95
Grant of stipend /scholarship/ assistance in cash and kind to poor/deserving children	1178.81
Awareness about AIDS/ Treatment and rehabilitation of persons affected by AIDS	1049.39
Welfare of the orphans	1014.53
Construction Running of hospital/dispensary/ clinic.	938.72
Research	909.45
Maintenance of priests/ preachers/other religious functionaries.	836.91
Construction/Running of hostel for poor students.	736.95
Religious school/education of priests and preachers.	693.11
Awareness Camp/Seminar/ Workshop/Meeting/Conference.	680.87
Non-formal education projects/ coaching classes.	640.88
Treatment/Rehabilitation of persons suffering from Leprosy	640.76
Construction/Repair/Maintenance of Places of Worship	634.02
Welfare /Empowerment of Women	559.80
Holding of free medical/health/family welfare/immunization camps	490.26
Construction and Management of Orphanage	387.31
Welfare of the physically and mentally challenged	367.26
Environmental programmes	346.24
Supply of free medicine and medical aid, including hearing aids,visual aids, family pla.	323.78
Religious functions	322.12
Celebration of national events (Independence/Republic day)/ festivals etc.	321.23
Provision of free clothing/food to the poor, needy and destitute,	308.74
Agricultural Activity.	271.28
Education/Schools for the mentally challenged	253.24
Vocational Training- tailoring motor repairs, computers etc.	239.22
Welfare of the aged/widows.	186.74
Micro-finance projects, including setting up banking co-operatives and self-help groups	186.66

Purchase and supply of educational material-books, notebooks etc	177.36
Construction and Management of old age home.	140.87
Income generation projects/schemes	135.63
Publication and distribution of religious literature.	128.13
Welfare of the Scheduled Tribes	103.90
Sanitation including community toilets etc.	83.50
Welfare of the Scheduled Castes	80.86
Survey for socio-economic and other welfare programmes	74.66
Construction of community halls etc.	70.49
Help to the victims of riots/other disturbances	69.92
Welfare of the Other Backward Classes	60.20
Construction and Management of dharamshalla/shelter	58.43
Theatre/Films	57.59
Digging of bore wells.	56.49
Maintenance of places of historical and cultural importance	52.84
Conducting adult literacy programmes	44.07
Animal husbandry projects	43.13
Providing free legal aid/running legal aid centre	31.27
Cultural Shows	21.03
Provision of aids such as Tricycles, calipers etc. to the handicapped	17.64
Treatment/Rehabilitation of drug addicts	13.73
Setting up and running handicraft centre/cottage and khadi industry/social forestry programme.	10.36
Preservation of ancient/tribal etc. art forms	04.46
Holding sports meet.	01.00

Donor country purpose-wise details**Amount (Rs. In crore)**

Purpose	U.S.A	U.K.	Germany	Italy	Netherlands
Activities other than those mentioned below	1537.70	821.51	619.92	319.46	163.23
Agricultural activity.	48.55	32.45	38.44	09.95	60.24
Animal husbandry projects.	24.37	14.83	03.02	01.13	03.29
Asset building	40.33	29.76	08.69	22.00	06.87
Awareness about AIDS / Treatment and rehabilitation of persons affected by AIDS.	358.76	111.76	30.82	14.41	44.14
Awareness Camp / Seminar / Workshop / Meeting / Conference.	236.92	60.49	51.10	13.98	36.07
Celebration of national events (Independence/Republic day) / festivals	17.46	07.67	04.32	01.59	75.08
Conducting adult literacy programs.	27.13	04.49	02.86	02.47	01.15
Construction / Extension / Maintenance of office, administrative and o	131.55	69.06	142.56	126.12	15.53
Construction / Repair / Maintenance of places of worship.	234.39	63.09	83.38	54.49	04.59
Construction / Running of hospital / dispensary / clinic.	366.32	117.75	84.78	30.60	22.11
Construction and maintenance of school / college.	545.31	197.19	268.27	167.26	83.00
Construction and Management of dharamshala / shelter.	15.41	04.41	06.54	01.47	01.71
Construction and Management of old age home.	62.08	08.96	13.40	07.01	01.49
Construction and Management of Orphanage.	92.62	30.57	77.08	34.16	13.08
Construction and running of hostel for poor students.	138.78	33.77	101.92	64.66	20.82
Construction of community halls etc.	18.37	06.87	12.19	05.69	02.73
Cultural shows	21.98	05.04	08.24	0.56	09.84
Digging of bore wells.	29.75	0.83	02.73	01.83	0.33

Education / Schools for the mentally challenged.	169.40	70.12	36.00	26.63	35.19
Environmental programs.	38.41	60.05	32.52	02.53	38.26
Establishment expenses	157.25	35.18	37.27	38.15	07.94
Establishment of Corpus Fund.	635.33	169.45	29.48	31.69	05.48
Grant of stipend / scholarship / assistance in cash and kind to poor /	357.72	109.68	135.46	150.77	28.60
Help to the victims of riots / other disturbances.	09.76	10.37	05.17	01.77	03.99
Holding of free medical / health / family welfare / □ mmunization camps	197.73	28.94	34.17	16.14	20.57
Holding sports meet.	0.73	0.01	0.00	0.00	0.00
Income generation projects / schemes.	45.68	09.89	17.04	12.24	31.24
Maintenance of places of historical & cultural importance	11.19	04.96	01.12	05.10	01.32
Maintenance of priests / preachers / other religious functionaries.	376.84	20.86	101.44	72.74	10.14
Micro-finance projects, including setting up banking co-operatives and	13.17	13.44	11.65	05.33	44.77
Non-formal education projects / coaching classes.	289.24	56.93	27.13	09.99	41.60
Other expenses.	144.23	64.27	70.46	32.44	36.56
Payment of salaries / honorarium.	118.28	39.14	15.19	01.96	06.48
Preservation of ancient / tribal etc. art forms	01.22	01.00	0.71	0.00	0.13
Providing free legal aid / Running legal aid centre.	02.30	02.00	08.58	0.03	04.03
Provision of aids such as Tricycles, calipers etc. to the handicapped.	03.86	06.97	03.20	0.48	0.39
Provision of free clothing / food to the poor, needy and destitute.	59.80	29.02	31.35	18.15	11.00
Publication and distribution of religious literature.	80.93	13.09	07.09	01.15	0.23
Publication of newsletter/literature/books etc.	03.82	02.24	01.65	0.31	01.63
Purchase and supply of educational material – books, notebooks etc.	21.53	11.32	05.93	02.68	06.03
Purchase of land.	28.12	30.41	13.22	47.16	02.75

Relief / Rehabilitation of victims of natural calamities.	214.63	202.27	163.05	38.91	82.68
Religious functions.	111.11	28.46	46.48	16.65	01.74
Religious schools / education of priests and preachers.	338.45	24.47	57.32	54.49	05.56
Research.	373.49	101.13	45.41	04.02	54.27
Rural Development.	1110.38	283.90	458.11	51.27	176.86
Sanitation including community toilets etc.	21.53	15.83	05.26	01.15	06.20
Setting up and running handicraft centre / cottage & Khadi industry / social forestry	01.36	0.30	01.78	0.00	0.36
Supply of free medicine, and medical aid, including hearing aids, visu	103.64	33.73	31.80	06.26	13.44
Survey for socio-economic and other welfare programs.	25.93	05.87	08.68	17.24	09.05
Theatre/Films	26.39	0.88	0.49	0.58	01.21
Treatment / Rehabilitation of drug addicts.	04.15	0.35	02.08	0.00	0.00
Treatment / Rehabilitation of persons suffering from leprosy.	38.38	166.81	44.32	31.12	06.24
Vocational training – tailoring, motor repairs, computers etc.	40.14	19.67	50.71	10.57	27.81
Welfare / Empowerment of women.	110.23	75.94	88.91	19.04	51.66
Welfare of children.	1302.00	91.14	142.97	100.52	128.61
Welfare of the aged / widows.	14.34	45.89	11.02	0.39	01.47
Welfare of the orphans.	193.48	90.05	213.87	33.60	100.14
Welfare of the Other Backward Classes.	03.03	13.22	13.07	03.73	02.85
Welfare of the physically and mentally challenged.	73.11	30.49	24.62	17.80	39.91
Welfare of the Scheduled Castes.	09.20	21.72	03.64	01.04	06.69
Welfare of the Scheduled Tribes.	13.60	13.77	13.60	02.02	09.66

TRENDS OVER LAST 10 YEARS

YEAR	No. of registered associations (As on 31st March of Financial Year	No. of reporting Associations	Amount of Foreign Contribution (Rs. in Crore)
1999-2000	21,244	13,986	3924.63
2000-2001	22,924	14,598	4535.23
2001-2002	24,563	15,598	4870.52
2002-2003	26,404	16,590	5046.51
2003-2004	28,351	17,145	5105.46
2004-2005	30,321	18,540	6256.68
2005-2006	32,144	18,570	7877.57
2006-2007	33,937	18,996	11007.43
2007-2008	34,803	18,796	9,663.46
2008-2009	36,414	20,088	10,802.67